

02

Continuing the crisp, contemporary theme, this apartment provides a versatile layout that would suit both families and couples.

Boasting two large bedrooms, the Master with a WIR, ensuite and private deck, this apartment provides a retreat like environment away from the main living area. An outdoor timber deck facing onto Mollison St adjoins the open-plan kitchen/dining/living room, allowing accessibility and an increased sense of space.


Apartment 02 - Interior Finishes




Flooring
Polished Concrete



Timber Veneer
Limed Oak




2Pac Finish
White




Wall Tile
White



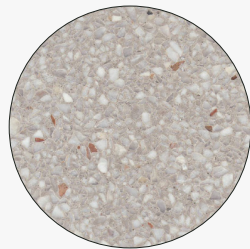
Bench Top
Reconstituted Stone



Flooring
Carpet



Laminate W.I.R
Pewter



Floor Tile
Large Format

Apartment 02 - Fittings and Fixtures

Part 1 of 2



Sink Mixer

Chrome, pull out sink mixer, 4 Star, 7L per min
KITCHEN



Dishwasher

Stainless steel dishwasher
KITCHEN




Sink

Undermount double bowl sink in stainless steel
KITCHEN



Oven

Stainless steel 60cm
KITCHEN



Cooktop

Induction 60cm
KITCHEN



Rangehood

Concealed undermount stainless steel rangehood
KITCHEN



Sink Mixer

Chrome sink mixer, 4 Star, 7L per min
LAUNDRY



Trough

Stainless Steel
LAUNDRY



Toilet Suite

Close coupled, white
BATHROOM + ENSUITE



Toilet Roll Holder

Chrome
BATHROOM + ENSUITE



Bath and Shower Mixer

Chrome
BATHROOM + ENSUITE



Shower

Chrome rial shower, 3 star, 6L per min
BATHROOM + ENSUITE

Apartment 02 - Fittings and Fixtures

Part 2 of 2



Shower Shelf

Chrome and glass

BATHROOM + ENSUITE



Basin Mixer

Chrome, 5 star, 5L per min

BATHROOM + ENSUITE



Vanity

1000mm wall hung vanity and basin in white

BATHROOM + ENSUITE



Towel Rail

600mm towel rail in chrome

BATHROOM + ENSUITE



Mirrored Cabinet

Custom white mirrored cabinet

ENSUITE



Vanity

1000mm wall hung vanity in white

ENSUITE



Bath Outlet

200mm chrome

BATHROOM



Bath

Drop-in-bath, white

BATHROOM

Apartment 02 - Floor Plan

Plan 1:100 at A4

Space 142.0m²

Deck 44.2m²

Total 186.2m²

Lockup Storage 1.9m²

Car Spaces 1

- 1 Entry
- 2 Living
- 3 Dining
- 4 Kitchen
- 5 Pantry
- 6 Laundry
- 7 Bath
- 8 Ensuite
- 9 Walk-in Robe
- 10 Bed
- 11 Study
- 12 Deck
- 13 Robe

